


Split Rail Fence



Twin Quilt 63" x 72" (before borders)

Quilt block: 9" (finished)

Total blocks needed: 56

Layout: 7 blocks across
by 8 blocks down

Fabric needed:

5-6 yards for top

2 yards for borders & binding

This easy quilt top is made from 3.5" strips cut width of fabric (40" +)

You need a total of (42) 3.5" strips

(To make in 3 fabrics: From 1-5/8 yd of each fabric, cut (14) 3.5" strips)

(To make in 6 fabrics: From 7/8 yd of each fabric, cut (7) 3.5" strips)

Sew sets of 3 strips together using a 1/4" seam

Make 14 sets of 3 strips sewn together (9.5" wide)

Cut across the sewn strips to make 9.5" blocks

Each strip will make 4 blocks



Make 56 blocks total

Lay out blocks as shown above:

7 across, 8 down

Sew your blocks together

Add borders if desired



To make a double quilt (81" x 90"), you need 90 blocks, set 9 x 10

Fabric needed: about 7.5 yds, cut into (69) 3.5" x WOF strips

Made up in 3 fabrics, you need about 2.5 yds of each, cut into (23) strips each