



Rising Star Quilters November 2016 Block of the Month

Please return your finished block(s) at the [February 28th meeting](#).

(If you cannot finish your block by the due date, please return the unfinished kit. Thanks!)

Labyrinth with Quarter Square Triangle

Finished Block Size: 12 inches (12.5 inches Unfinished)

This month's block is called Labyrinth with a Quarter Square Triangle, with rich desert colors of batik. (for desert color ideas, google "desert colors") Color contrast is important in this pattern.

**** LABEL AS YOU GO!! A, B, C, D****

Please use quality 100% cotton quilting fabric. **READ** all instructions before beginning!

For this block you will need 4 fabrics, identified in instructions as A, B, C, D:

Fabric A (sandy batik for background, provided)

- one 2" x 35" strip to be cut into four 2" x 5" rectangles (for outer border) and four 2" x 3 1/2" rectangles (for for outer border)
- one 2 5/8 " x 5 1/2" strip to be cut in half (for half square triangles for corners of "star block") as oversized squares to trim down once constructed
- one 2 1/2 " x 10" strip, to be cut into four 2 1/2 " squares
- one 4 1/4" x 10" strip, to be cut in half to create two 4 1/4" squares (for quarter square triangles, center of "star block" and for outer border flying geese)

You will provide three desert colored batiks:

- **Fabric B (dark woven border)**: one 2 5/8 " x 10 1/2" (oversized as above cut into four 2 5/8 x 2 5/8 squares for woven border half square triangles); 2" x 21 " (two 2 x 5 rectangles, two 2 x 3 1/2 rectangles, two 2 x 2 squares; all for woven border)
- **Fabric C (light woven border)**: one 2 5/8 " x 16" (oversized as above, four 2 5/8 x 2 5/8 squares for half square triangles); two 4 1/4" squares for outer border flying geese
- **Fabric D (dark inner star points)**: one 2 1/2 " x 10" strip; cut as directed (four 2 1/2 " x 2 1/2" squares)

Instructions:

Here is a link to the piecing and assembly instructions. ***Use the No Waste Flying Geese method**

<http://quilting.about.com/od/12-Inch-Quilt-Blocks/ss/Labyrinth-Quilt-Block-Pattern.htm>

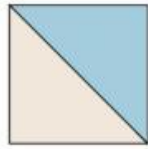
If you have any questions, please email us at blockmonth@risingstarquilters.org

2" sq.

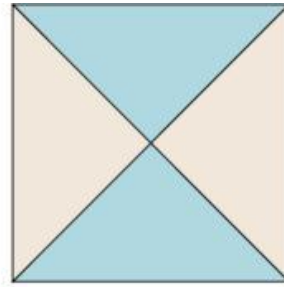


Fabrics B/C
HST Units

2" sq.

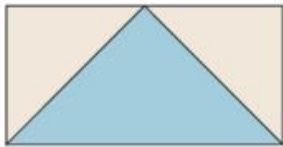


Fabrics A/C
HST Units




3 1/2" sq.

Fabrics A/C
QST Unit



Fabrics A/C
Flying Geese



Fabrics A/D
Flying Geese

2" x 3 1/2"
←