



## Rising Star Quilters May 2018 Block of the Month

Please return your finished block(s) at the [June 26<sup>th</sup> meeting](#).

(If you cannot finish your block by the due date, please return the unfinished kit. Thanks!)

### Triangle Tango Block (by Missouri Star Quilt Company)

Finished Single Block Size: 8.5 inch square, you'll be making a four-patch of the 4 blocks

This month's block is the component to a Triangle Tango Quilt.



Please use quality 100% cotton quilting fabric and scant 1/4 inch seams.

#### For this block you will need:

- In the kit is one and a half jelly roll strips of steel gray fabric; this needs to be sub-cut into four 2.5 inch by 6.5 inch rectangles and four 2.5 inch by 8.5 inch rectangles, *provided*
- Also included is a piece of 7.25 inches by 14.5 inch rectangle: sub-cut into two 7.25 inch squares, *provided*
- you will need to provide two 7.25 inch squares of vibrant print fabrics; use two different fabrics to create the final four patch

#### Instructions:

Take one 7.25 inch square each of background (gray) and print and lay right sides together. On the wrong side of the gray, draw a diagonal line. Stitch a scant 1/4 inch seam on either side of the drawn line, then cut along drawn line. Press seam allowance each half square triangle (HST) toward the dark side. Repeat with remaining two 7.25 inch squares. Press and trim all four 6.5 inches.

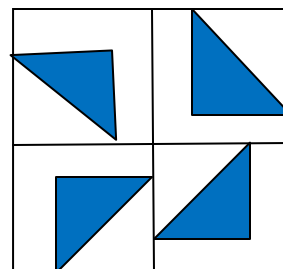
Place one HST, right side up with print fabric on lower right side.  Blue is the print fabric. Place one 2.5 inch x 6.5 inch rectangle right side down along right edge.  Stitch with 1/4 inch seam. Press open.

Place the block in the same orientation above (right side with background border) and place the 2.5 inch x 8.5 inch background fabric right side down along the bottom edge (remaining print fabric edge).

Press open, should square to 8.5 inches.



Repeat to complete the other three blocks, then create a four patch as shown in the samples. Take care in aligning seams. DO NOT square up!



If you have any questions, please email us at [blockmonth@risingstarquilters.org](mailto:blockmonth@risingstarquilters.org)