


Rising Star Quilters February 2019 Block of the Month



Please return your finished block(s) at the [March 26 meeting](#).

Delectable Mountains Block

Finished Block Size: two mirror-image 8" X 6.5" rectangles

Please use quality 100% cotton fabric and ¼ inch seams.

For this block you will need:

- You will need to provide two 8.5" squares in contrasting plaids/stripes/polka dots or anything that reminds you of shirting material. Feel free to use recycled shirts! Just make sure everything is 100% cotton, quilting weight. No flannel, please!

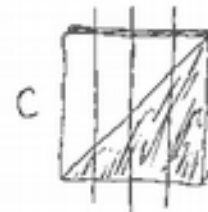

Instructions:

Put 2 squares together, right sides together. Using ruler and rotary cutter cut diagonally once (A).

Sew along the diagonal cut to make two large half-square triangles (B). Square these up to 8" (important!).

Layer the two squares, right sides together, so that the colors are offset. Cut through both layers into four 2" segments (C).

Separate the layers and arrange in uphill and downhill blocks as shown. Sew and press. Please leave the two blocks separate to maximize design options for the winner.



Please DO NOT square up the finished blocks!

If you have any questions, please email us at blockmonth@risingstarquilters.org

A detailed tutorial is available here: <https://quiltville.com/delmtspf.html>

Click to go to tutorial: <https://quiltville.com/delmtspf.html>